



**MADISON REGION  
ECONOMIC PARTNERSHIP**



**COUNTY PROFILE**

---

**GREEN**

Source: Applied Geographic Solutions | 2014

---

**WWW.MADISONREGION.ORG**

# TABLE OF CONTENTS

Community Profile	.....	3
Labor Force	.....	4
Demographics	.....	9
Consumer Spending	.....	13
Wages	.....	20



**MADISON REGION  
ECONOMIC PARTNERSHIP**

**Green County Community**

Full Community Details (Green County, Wisconsin)

**People**

Population (2014)	36,850
Labor Force	20,725
Job Growth Rate (1 Year)	2.1%
Unemployment Rate	4.8%
Median Age	41.53

**Labor Force**

Bachelors Degree or higher	19.3%
High School Degree or higher	90.6%
White Collar Workers	60%
Blue Collar Workers	39%
Universities in Community offering Bachelor's Degree or Higher	0
Universities in Community + 50 miles offering Bachelor's Degree or Higher	18
Colleges in Community offering Associate's Degree or Certificate	1
Colleges in Community + 50 miles offering Associate's Degree or Certificate	19

**Budgets**

Household Expenditures (Average)	53,596
Household Income (Median)	55,684

**Transportation**

Commute Travel Time (minutes)	23
Airports in Community	0
Airports in Community + 50 miles	3
Distance to Interstate (miles)	13
Distance to Rail (miles)	In Community
Latitude	42.6797623959
Longitude	-89.6023341165



## MADISON REGION ECONOMIC PARTNERSHIP

### Green County Labor Force

Labor Force Report (Green County, Wisconsin)

#### Total Establishments

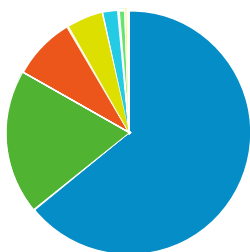
1,742

#### Total Employees

17,599

#### Total Establishments by Size (2014)

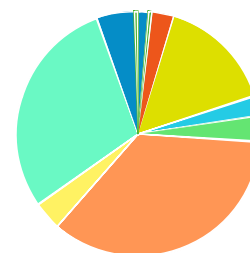
- 1-4 Employees
- 5-9 Employees
- 10-19 Employees
- 20-49 Employees
- 50-99 Employees
- 100-249 Employees
- 250-499 Employees
- 500-999 Employees
- 1000+ Employees



	TOTAL	%
1-4 Employees	1,118	64.18
5-9 Employees	332	19.06
10-19 Employees	146	8.38
20-49 Employees	86	4.94
50-99 Employees	37	2.12
100-249 Employees	16	0.92
250-499 Employees	2	0.11
500-999 Employees	4	0.23
1000+ Employees	1	0.06

#### Total Employees by Major SIC (2014)

- Agricultural, Forestry, Fishing (SIC Range 01-09)
- Mining (SIC 10-14)
- Construction (SIC 15-17)
- Manufacturing (SIC 20-39)
- Transportation and Communications (SIC 40-49)
- Wholesale Trade (SIC 50-51)
- Retail Trade (SIC 52-59)



▲ 1 / 2 ▼

	TOTAL	%
Agricultural, Forestry, Fishing (SIC Range 01-09)	245	1.39
Mining (SIC 10-14)	78	0.44
Construction (SIC 15-17)	512	2.91
Manufacturing (SIC 20-39)	2,682	15.24
Transportation and Communications (SIC 40-49)	462	2.63
Wholesale Trade (SIC 50-51)	605	3.44
Retail Trade (SIC 52-59)	6,229	35.39
Finance, Insurance And Real Estate (SIC 60-69)	665	3.78
Services (SIC 70-89)	5,179	29.43
Public Administration (SIC 90-98)	853	4.85
Unclassified (SIC 99)	89	0.51

#### Total Businesses by Establishment Type (2014)

	TOTAL	%
Agriculture, Forestry and Fishing	59	3.39
Agricultural Services	29	1.66
Coal and Ore Mining	2	0.11
Oil and Gas	2	0.11
General Construction	47	2.70
Heavy Construction	102	5.86
Food Manufacturing	22	1.26
Tobacco Manufacturing	0	0.00
Textile Mills	0	0.00
Apparel and Textile Manufacturing	0	0.00
Lumber and Wood Production	1	0.06
Furniture Manufacturing	0	0.00
Paper Manufacturing	1	0.06
Printing and Publishing	16	0.92

#### Total Employees by Establishment Type (2014)

	TOTAL	%
Agriculture, Forestry and Fishing	141	0.80
Agricultural Services	104	0.59
Coal and Ore Mining	16	0.09
Oil and Gas	62	0.35
General Construction	146	0.83
Heavy Construction	366	2.08
Food Manufacturing	636	3.61
Tobacco Manufacturing	0	0.00
Textile Mills	0	0.00
Apparel and Textile Manufacturing	0	0.00
Lumber and Wood Production	1	0.01
Furniture Manufacturing	0	0.00
Paper Manufacturing	5	0.03
Printing and Publishing	394	2.24

Chemicals	3	0.17	Chemicals	78	0.44
Petroleum Refining	1	0.06	Petroleum Refining	7	0.04
Rubber and Plastics	1	0.06	Rubber and Plastics	70	0.40
Leather Manufacturing	0	0.00	Leather Manufacturing	0	0.00
Stone, Glass, and Concrete	3	0.17	Stone, Glass, and Concrete	25	0.14
Metals Fabrication	8	0.46	Metals Fabrication	1,035	5.88
Machinery and Equipment Manufacturing	18	1.03	Machinery and Equipment Manufacturing	431	2.45
Transportation	53	3.04	Transportation	321	1.82
Travel Services	6	0.34	Travel Services	7	0.04
Transport Services	2	0.11	Transport Services	15	0.09
Communications	8	0.46	Communications	57	0.32
Utilities	11	0.63	Utilities	62	0.35
Durables Wholesale	32	1.84	Durables Wholesale	224	1.27
Non Durables Wholesale	34	1.95	Non Durables Wholesale	381	2.16
Building Materials, Hardware and Garden	19	1.09	Building Materials, Hardware and Garden	142	0.81
General Merchandise Stores	10	0.57	General Merchandise Stores	347	1.97
Food Markets	9	0.52	Food Markets	295	1.68
Convenience Stores	5	0.29	Convenience Stores	37	0.21
Other Food Stores	37	2.12	Other Food Stores	244	1.39
Auto Dealers and Gas Stations	49	2.81	Auto Dealers and Gas Stations	340	1.93
Clothing Stores	15	0.86	Clothing Stores	43	0.24
Furniture Stores	8	0.46	Furniture Stores	43	0.24
Home Furnishings	9	0.52	Home Furnishings	28	0.16
Electronics and Computer Stores	11	0.63	Electronics and Computer Stores	67	0.38
Music Stores	1	0.06	Music Stores	2	0.01
Restaurants	58	3.33	Restaurants	791	4.49
Other Food Service	15	0.86	Other Food Service	197	1.12
Bars	20	1.15	Bars	84	0.48
Drug Stores	7	0.40	Drug Stores	77	0.44
Liquor Stores	4	0.23	Liquor Stores	138	0.78
Specialty Stores	60	3.44	Specialty Stores	193	1.10
Catalog and Direct Sales	10	0.57	Catalog and Direct Sales	3,161	17.96
Banks and Financial Institutions	98	5.63	Banks and Financial Institutions	366	2.08
Insurance Carriers	0	0.00	Insurance Carriers	0	0.00
Insurance Agents and Brokers	42	2.41	Insurance Agents and Brokers	115	0.65
Real Estate	42	2.41	Real Estate	184	1.05
Hotels and Lodging	14	0.80	Hotels and Lodging	79	0.45
Dry Cleaning and Laundry	5	0.29	Dry Cleaning and Laundry	13	0.07
Beauty and Barber Shops	53	3.04	Beauty and Barber Shops	150	0.85
Other Personal Service	31	1.78	Other Personal Service	75	0.43
Advertising	2	0.11	Advertising	5	0.03
Computer Services	9	0.52	Computer Services	76	0.43
Other Business Services	43	2.47	Other Business Services	702	3.99
Auto Repair/Services	57	3.27	Auto Repair/Services	328	1.86
Miscellaneous Repair Services	27	1.55	Miscellaneous Repair Services	53	0.30
Motion Pictures	11	0.63	Motion Pictures	53	0.30
Entertainment and Recreation Services	36	2.07	Entertainment and Recreation Services	308	1.75
Health and Medical Services	100	5.74	Health and Medical Services	574	3.26
Hospitals	13	0.75	Hospitals	476	2.70
Legal Services	19	1.09	Legal Services	74	0.42
Primary and Secondary Education	23	1.32	Primary and Secondary Education	1,108	6.30
Colleges and Universities	0	0.00	Colleges and Universities	0	0.00
Social Services	44	2.53	Social Services	467	2.65
Child Care Services	12	0.69	Child Care Services	121	0.69
Museums and Zoos	3	0.17	Museums and Zoos	26	0.15
Membership Organizations	71	4.08	Membership Organizations	236	1.34
Professional Services	39	2.24	Professional Services	150	0.85

Government	92	5.28	Government	853	4.85
Unclassified Establishments	36	2.07	Unclassified Establishments	89	0.51

Total Businesses by NAICS (2014)			Total Employees by NAICS (2014)		
	TOTAL	%		TOTAL	%
Agriculture, Forestry and Fishing	61	3.50	Agriculture, Forestry and Fishing	145	0.82
Agricultural Services	0	0.00	Agricultural Services	0	0.00
Coal and Ore Mining	2	0.11	Coal and Ore Mining	16	0.09
Oil and Gas	2	0.11	Oil and Gas	62	0.35
General Construction	144	8.27	General Construction	482	2.74
Heavy Construction	7	0.40	Heavy Construction	31	0.18
Food Manufacturing	23	1.32	Food Manufacturing	564	3.20
Beverage and Tobacco Products	4	0.23	Beverage and Tobacco Products	95	0.54
Textile Mills	0	0.00	Textile Mills	0	0.00
Textile Products	0	0.00	Textile Products	0	0.00
Apparel Manufacturing	0	0.00	Apparel Manufacturing	0	0.00
Leather Manufacturing	0	0.00	Leather Manufacturing	0	0.00
Wood Products	0	0.00	Wood Products	0	0.00
Paper Manufacturing	1	0.06	Paper Manufacturing	5	0.03
Printing and Publishing	8	0.46	Printing and Publishing	248	1.41
Chemicals	3	0.17	Chemicals	78	0.44
Petroleum and Coal Products	1	0.06	Petroleum and Coal Products	7	0.04
Rubber and Plastics	1	0.06	Rubber and Plastics	70	0.40
Stone, Glass, and Concrete	3	0.17	Stone, Glass, and Concrete	25	0.14
Primary Metal Manufacturing	3	0.17	Primary Metal Manufacturing	167	0.95
Metals Fabrication	10	0.57	Metals Fabrication	795	4.52
Machinery and Equipment Manufacturing	2	0.11	Machinery and Equipment Manufacturing	121	0.69
Computers and Electronics	0	0.00	Computers and Electronics	0	0.00
Electrical Equipment and Appliances	1	0.06	Electrical Equipment and Appliances	50	0.28
Transportation Equipment	2	0.11	Transportation Equipment	9	0.05
Furniture Manufacturing	2	0.11	Furniture Manufacturing	3	0.02
Miscellaneous Manufacturing	8	0.46	Miscellaneous Manufacturing	324	1.84
Communications	7	0.40	Communications	30	0.17
Utilities	6	0.34	Utilities	32	0.18
Durables Wholesale	29	1.66	Durables Wholesale	219	1.24
Non Durables Wholesale	33	1.89	Non Durables Wholesale	373	2.12
Electronic Markets and Brokers	2	0.11	Electronic Markets and Brokers	4	0.02
Motor Vehicle and Parts Dealers	37	2.12	Motor Vehicle and Parts Dealers	238	1.35
Furniture and Home Furnishings	10	0.57	Furniture and Home Furnishings	39	0.22
Electronics and Appliances	23	1.32	Electronics and Appliances	150	0.85
Building Materials, Hardware and Garden	19	1.09	Building Materials, Hardware and Garden	142	0.81
Food and Beverage Stores	51	2.93	Food and Beverage Stores	696	3.95
Health and Personal Care Stores	14	0.80	Health and Personal Care Stores	99	0.56
Gasoline Stations	12	0.69	Gasoline Stations	102	0.58
Clothing and Clothing Accessories	16	0.92	Clothing and Clothing Accessories	47	0.27
Sporting Goods/Hobby/Book/Music Stores	13	0.75	Sporting Goods/Hobby/Book/Music Stores	33	0.19
General Merchandise Stores	10	0.57	General Merchandise Stores	347	1.97
Miscellaneous Store Retailers	42	2.41	Miscellaneous Store Retailers	140	0.80
Nonstore Retailers	10	0.57	Nonstore Retailers	3,161	17.96
Warehousing/Storage, Postal/Courier Service	10	0.57	Warehousing/Storage, Postal/Courier Service	79	0.45
Publishing	6	0.34	Publishing	135	0.77
Software Publishers	0	0.00	Software Publishers	0	0.00
Motion Pictures and Video	3	0.17	Motion Pictures and Video	12	0.07
Movie Theaters	3	0.17	Movie Theaters	29	0.16
Broadcasting	2	0.11	Broadcasting	30	0.17
Data Processing/Hosting	1	0.06	Data Processing/Hosting	30	0.17

Other Information Services	6	0.34	Other Information Services	40	0.23
Banking	97	5.57	Banking	365	2.07
Insurance Carriers	42	2.41	Insurance Carriers	115	0.65
Real Estate	40	2.30	Real Estate	148	0.84
Rental and Leasing	17	0.98	Rental and Leasing	37	0.21
Legal Services	22	1.26	Legal Services	112	0.64
Accounting	17	0.98	Accounting	86	0.49
Agricultural and Engineering	12	0.69	Agricultural and Engineering	41	0.23
Specialized Design	8	0.46	Specialized Design	22	0.13
Computer Systems Design	1	0.06	Computer Systems Design	2	0.01
Management/Scientific/Technical Consulting	8	0.46	Management/Scientific/Technical Consulting	22	0.13
Scientific Research and Development	3	0.17	Scientific Research and Development	20	0.11
Advertising and Public Relations	3	0.17	Advertising and Public Relations	80	0.45
Other Professional/Scientific/Technical Services	30	1.72	Other Professional/Scientific/Technical Services	93	0.53
Company and Enterprise Management	1	0.06	Company and Enterprise Management	1	0.01
Administrative and Support	40	2.30	Administrative and Support	622	3.53
Waste Management and Remediation	8	0.46	Waste Management and Remediation	40	0.23
Elementary and Secondary Schools	23	1.32	Elementary and Secondary Schools	1,108	6.30
Colleges and Universities	0	0.00	Colleges and Universities	0	0.00
Business Schools, Computer and Management Training	0	0.00	Business Schools, Computer and Management Training	0	0.00
Technical and Trade Schools	2	0.11	Technical and Trade Schools	42	0.24
Educational Services	6	0.34	Educational Services	32	0.18
Physician Offices	17	0.98	Physician Offices	290	1.65
Dental Offices	19	1.09	Dental Offices	95	0.54
Other Health Practicioners	59	3.39	Other Health Practicioners	139	0.79
Outpatient Care	5	0.29	Outpatient Care	50	0.28
Medical and Diagnostic Laboratories	0	0.00	Medical and Diagnostic Laboratories	0	0.00
Home Health Care Services	3	0.17	Home Health Care Services	58	0.33
Ambulatory Services	4	0.23	Ambulatory Services	103	0.59
General Medical and Surgical Hospitals	1	0.06	General Medical and Surgical Hospitals	25	0.14
Psychiatric and Substance Abuse Hospitals	1	0.06	Psychiatric and Substance Abuse Hospitals	13	0.07
Other Hospitals	0	0.00	Other Hospitals	0	0.00
Nursing and Residential Care	23	1.32	Nursing and Residential Care	502	2.85
Individual and Family Services	21	1.21	Individual and Family Services	141	0.80
Community Relief Services	1	0.06	Community Relief Services	1	0.01
Vocational Rehabilitation	3	0.17	Vocational Rehabilitation	116	0.66
Child Care Services	12	0.69	Child Care Services	121	0.69
Performing Arts	2	0.11	Performing Arts	17	0.10
Spectator Sports	0	0.00	Spectator Sports	0	0.00
Performing Arts/Sports Promoters	0	0.00	Performing Arts/Sports Promoters	0	0.00
Agents and Managers	0	0.00	Agents and Managers	0	0.00
Independent Artists/Writers/Performers	0	0.00	Independent Artists/Writers/Performers	0	0.00
Museums, Zoos, Historical Sites	12	0.69	Museums, Zoos, Historical Sites	163	0.93
Amusement, Gambling, and Recreation	13	0.75	Amusement, Gambling, and Recreation	93	0.53
Fitness Centers	11	0.63	Fitness Centers	59	0.34
Accomodations	14	0.80	Accomodations	79	0.45
Food Services and Drinking Places	93	5.34	Food Services and Drinking Places	1,072	6.09
Repair and Maintenance Services	72	4.13	Repair and Maintenance Services	358	2.03
Personal Care Services	75	4.31	Personal Care Services	188	1.07
Death Care Services	7	0.40	Death Care Services	11	0.06
Religious/Civic/Professional Organizations	74	4.25	Religious/Civic/Professional Organizations	263	1.49
Public Administration	92	5.28	Public Administration	853	4.85

#### Total Employees by Occupation (2014)

	TOTAL	%
Executive, Managers, and Administrators	1,530	8.69

Source: Applied Geographic Solutions, 2014

<b>Business and Financial Operations</b>	<b>493</b>	<b>2.80</b>
<b>Computer and Mathematical Occupations</b>	<b>368</b>	<b>2.09</b>
<b>Architecture and Engineering</b>	<b>256</b>	<b>1.45</b>
<b>Life/Physical/Social Science Occupations</b>	<b>178</b>	<b>1.01</b>
<b>Community and Social Services</b>	<b>149</b>	<b>0.85</b>
<b>Legal</b>	<b>51</b>	<b>0.29</b>
<b>Education/Training/Library</b>	<b>1,005</b>	<b>5.71</b>
<b>Health Diagnosing and Treating Practitioners</b>	<b>516</b>	<b>2.93</b>
<b>Health Technologists/Technicians</b>	<b>214</b>	<b>1.22</b>
<b>Healthcare Support</b>	<b>294</b>	<b>1.67</b>
<b>Protective Services</b>	<b>220</b>	<b>1.25</b>
<b>Food Preparation/Serving</b>	<b>843</b>	<b>4.79</b>
<b>Building and Grounds Maintenance</b>	<b>588</b>	<b>3.34</b>
<b>Personal Care and Service</b>	<b>570</b>	<b>3.24</b>
<b>Sales</b>	<b>2,675</b>	<b>15.20</b>
<b>Office and Administrative Support</b>	<b>2,604</b>	<b>14.80</b>
<b>Farming/Fishing/Forestry</b>	<b>157</b>	<b>0.89</b>
<b>Construction and Extraction</b>	<b>695</b>	<b>3.95</b>
<b>Installation/Maintenance and Repair Workers</b>	<b>640</b>	<b>3.64</b>
<b>Production Workers</b>	<b>1,957</b>	<b>11.12</b>
<b>Transportation Workers</b>	<b>613</b>	<b>3.48</b>
<b>Material Moving</b>	<b>647</b>	<b>3.68</b>

---

---





**MADISON REGION  
ECONOMIC PARTNERSHIP**

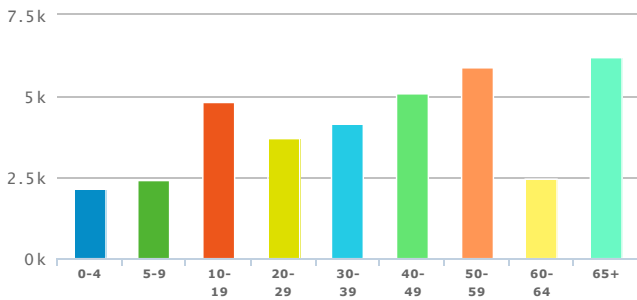
**Green County Demographics**

Demographics Report (Green County, Wisconsin)

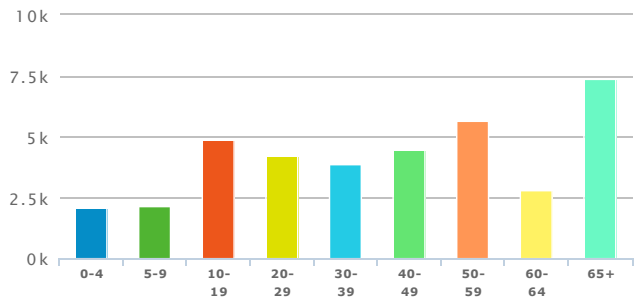
Population (2014)	
	TOTAL
Population (2014)	36,850

Population (2019)	
	TOTAL
Population (2019)	37,493

**Age Distribution (2014)**



**Age Distribution (2019)**



	TOTAL	%
0-4	2,125	5.77
5-9	2,416	6.56
10-19	4,815	13.07
20-29	3,693	10.02
30-39	4,169	11.31
40-49	5,089	13.81
50-59	5,903	16.02
60-64	2,447	6.64
65+	6,193	16.81

	TOTAL	%
0-4	2,094	5.59
5-9	2,121	5.66
10-19	4,893	13.05
20-29	4,236	11.3
30-39	3,856	10.28
40-49	4,479	11.95
50-59	5,631	15.02
60-64	2,776	7.4
65+	7,407	19.76

**Sex (2014)**



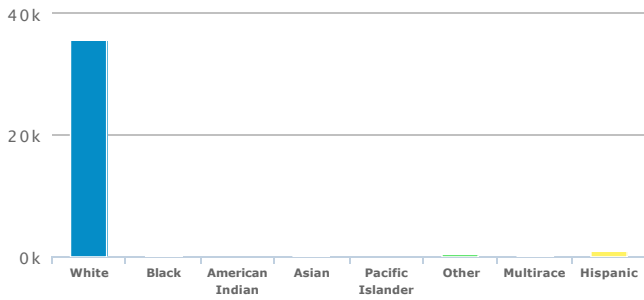
**Sex (2019)**



	TOTAL	%
Male	18,247	49.52
Female	18,603	50.48

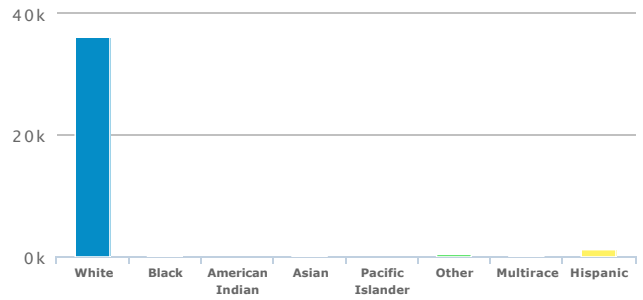
	TOTAL	%
Male	18,566	49.52
Female	18,927	50.48

### Race Distribution (2014)



	TOTAL	%
<b>White</b>	<b>35,603</b>	<b>96.62</b>
<b>Black</b>	<b>141</b>	<b>.38</b>
<b>American Indian</b>	<b>65</b>	<b>.18</b>
<b>Asian</b>	<b>196</b>	<b>.53</b>
<b>Pacific Islander</b>	<b>11</b>	<b>.03</b>
<b>Other</b>	<b>489</b>	<b>1.33</b>
<b>Multirace</b>	<b>345</b>	<b>.94</b>
<b>Hispanic</b>	<b>1,064</b>	<b>2.89</b>

### Race Distribution (2019)



	TOTAL	%
<b>White</b>	<b>36,224</b>	<b>96.62</b>
<b>Black</b>	<b>145</b>	<b>.39</b>
<b>American Indian</b>	<b>67</b>	<b>.18</b>
<b>Asian</b>	<b>199</b>	<b>.53</b>
<b>Pacific Islander</b>	<b>11</b>	<b>.03</b>
<b>Other</b>	<b>499</b>	<b>1.33</b>
<b>Multirace</b>	<b>348</b>	<b>.93</b>
<b>Hispanic</b>	<b>1,202</b>	<b>3.21</b>

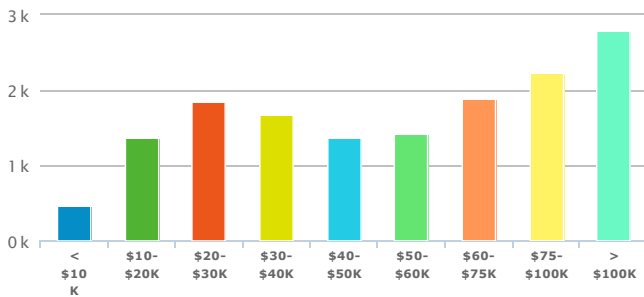
### Total Households (2014)

	TOTAL	%
<b>Households</b>	<b>15,056</b>	
<b>Families</b>	<b>10,312</b>	<b>68.49</b>

### Total Households (2019)

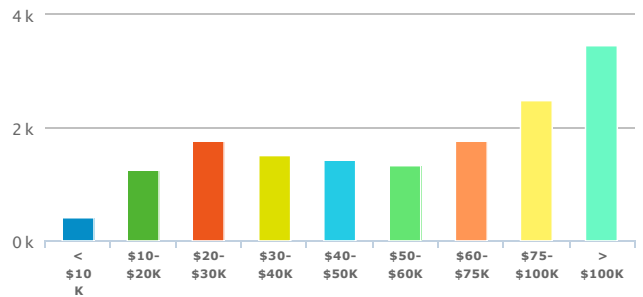
	TOTAL	%
<b>Households</b>	<b>15,449</b>	
<b>Families</b>	<b>10,580</b>	<b>68.48</b>

### Household Income Distribution (2014)



	TOTAL	%
<b>&lt; \$10 K</b>	<b>471</b>	<b>3.13</b>
<b>\$10-\$20K</b>	<b>1,373</b>	<b>9.12</b>
<b>\$20-\$30K</b>	<b>1,841</b>	<b>12.23</b>
<b>\$30-\$40K</b>	<b>1,669</b>	<b>11.09</b>
<b>\$40-\$50K</b>	<b>1,361</b>	<b>9.04</b>
<b>\$50-\$60K</b>	<b>1,430</b>	<b>9.5</b>
<b>\$60-\$75K</b>	<b>1,894</b>	<b>12.58</b>
<b>\$75-\$100K</b>	<b>2,224</b>	<b>14.77</b>
<b>&gt; \$100K</b>	<b>2,793</b>	<b>18.55</b>

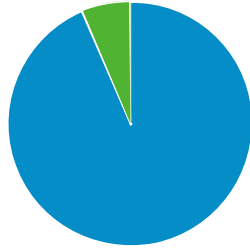
### Household Income Distribution (2019)



	TOTAL	%
<b>&lt; \$10 K</b>	<b>409</b>	<b>2.65</b>
<b>\$10-\$20K</b>	<b>1,256</b>	<b>8.13</b>
<b>\$20-\$30K</b>	<b>1,774</b>	<b>11.48</b>
<b>\$30-\$40K</b>	<b>1,506</b>	<b>9.75</b>
<b>\$40-\$50K</b>	<b>1,445</b>	<b>9.35</b>
<b>\$50-\$60K</b>	<b>1,342</b>	<b>8.69</b>
<b>\$60-\$75K</b>	<b>1,778</b>	<b>11.51</b>
<b>\$75-\$100K</b>	<b>2,490</b>	<b>16.12</b>
<b>&gt; \$100K</b>	<b>3,449</b>	<b>22.33</b>

### Labor Force Status (2014)

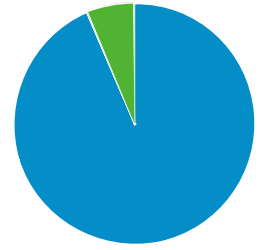
■ Employed  
■ Unemployed



	TOTAL	%
Labor Force	20,725	
Employed	19,396	93.59
Unemployed	1,326	6.4
In Armed Forces	3	
Not In Labor Force	8,231	

### Labor Force Status (2019)

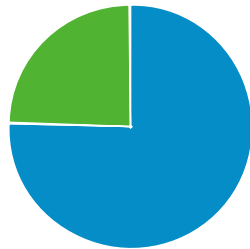
■ Employed  
■ Unemployed



	TOTAL	%
Labor Force	21,422	
Employed	20,048	93.59
Unemployed	1,371	6.4
In Armed Forces	3	
Not In Labor Force	8,510	

### Total Number of Housing (2014)

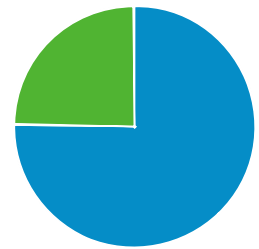
■ Owner-Occupied Dwellings  
■ Renter-Occupied Dwellings



	TOTAL	%
Total Dwellings	15,848	
Owner-Occupied Dwellings	11,367	75.5
Renter-Occupied Dwellings	3,689	24.5
Housing Units Occupied	15,056	95

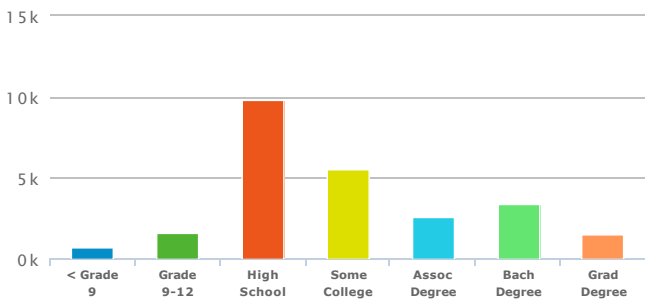
### Total Number of Housing (2019)

■ Owner-Occupied Dwellings  
■ Renter-Occupied Dwellings



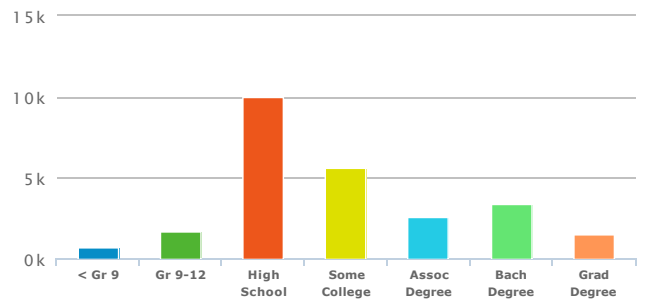
	TOTAL	%
Total Dwellings	16,262	
Owner-Occupied Dwellings	11,643	75.36
Renter-Occupied Dwellings	3,806	24.64
Housing Units Occupied	15,449	95

### Education Attainment (2014)



	TOTAL	%
Population Age 25+	25,231	
< Grade 9	728	2.89
Grade 9-12	1,640	6.5
High School	9,828	38.95
Some College	5,575	22.1
Assoc Degree	2,584	10.24
Bach Degree	3,353	13.29
Grad Degree	1,523	6.04

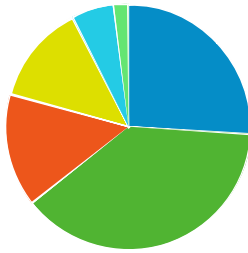
### Education Attainment (2019)



	TOTAL	%
Population Age 25+	25,635	
< Gr 9	740	2.89
Gr 9-12	1,666	6.5
High School	9,983	38.94
Some College	5,665	22.1
Assoc Degree	2,626	10.24
Bach Degree	3,408	13.29
Grad Degree	1,547	6.03

**Size of Household (2014)**

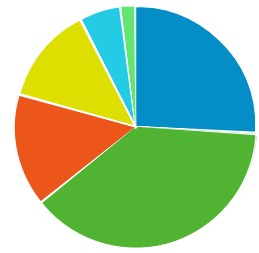
- 1 Person
- 2 Person
- 3 Person
- 4 Person
- 5 Person
- 6+ Person



	TOTAL	%
1 Person	3,869	25.7
2 Person	5,717	37.97
3 Person	2,243	14.9
4 Person	1,959	13.01
5 Person	830	5.51
6+ Person	288	1.91

**Size of Household (2019)**

- 1 Person
- 2 Person
- 3 Person
- 4 Person
- 5 Person
- 6+ Person



	TOTAL	%
1 Person	3,970	25.7
2 Person	5,866	37.97
3 Person	2,302	14.9
4 Person	2,010	13.01
5 Person	852	5.51
6+ Person	295	1.91

Source: Applied Geographic Solutions, 2014

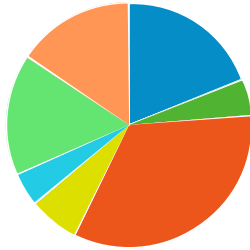


## Green County Consumer Spending

Consumer Spending Report (Green County, Wisconsin)

### Apparel (2014)

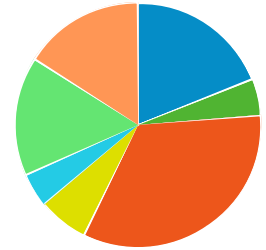
- Men's Apparel
- Boys' Apparel
- Women's Apparel
- Girls' Apparel
- Infants Apparel
- Footwear
- Apparel Services and Accessories



	\$ PER HOUSEHOLD	TOTAL \$000'S
<b>Totals:</b>	<b>\$2,552</b>	<b>\$38,431</b>
Men's Apparel	\$483	\$7,283
Boys' Apparel	\$122	\$1,837
Women's Apparel	\$856	\$12,892
Girls' Apparel	\$168	\$2,543
Infants Apparel	\$114	\$1,726
Footwear	\$409	\$6,165
Apparel Services and Accessories	\$397	\$5,984

### Apparel (2019)

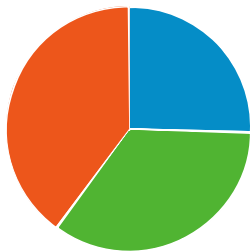
- Men's Apparel
- Boys' Apparel
- Women's Apparel
- Girls' Apparel
- Infants Apparel
- Footwear
- Apparel Services and Accessories



	\$ PER HOUSEHOLD	TOTAL \$000'S
<b>Totals:</b>	<b>\$2,699</b>	<b>\$41,709</b>
Men's Apparel	\$512	\$7,919
Boys' Apparel	\$128	\$1,984
Women's Apparel	\$904	\$13,976
Girls' Apparel	\$177	\$2,749
Infants Apparel	\$120	\$1,867
Footwear	\$425	\$6,568
Apparel Services and Accessories	\$430	\$6,646

### Entertainment (2014)

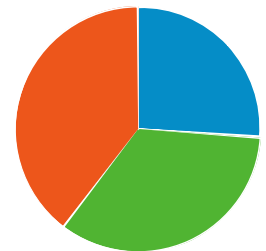
- Fees And Admissions
- Video And Audio Equipment
- Recreational Equipment And Supplies



	\$ PER HOUSEHOLD	TOTAL \$000'S
<b>Totals:</b>	<b>\$2,999</b>	<b>\$45,156</b>
Fees And Admissions	\$764	\$11,511
Video And Audio Equipment	\$1,039	\$15,649
Recreational Equipment And Supplies	\$1,195	\$17,996

### Entertainment (2019)

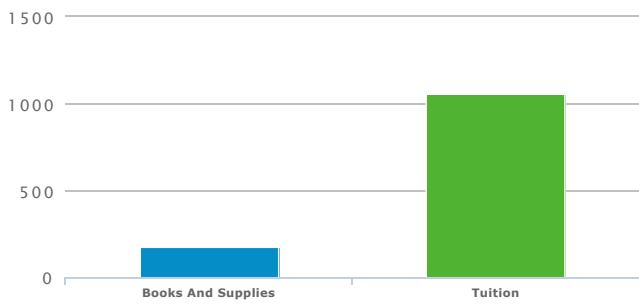
- Fees And Admissions
- Video And Audio Equipment
- Recreational Equipment And Supplies



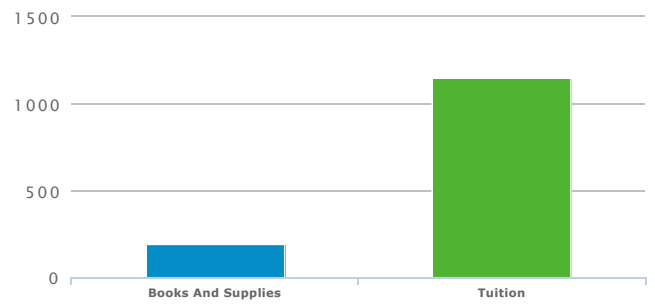
	\$ PER HOUSEHOLD	TOTAL \$000'S
<b>Totals:</b>	<b>\$3,177</b>	<b>\$49,090</b>
Fees And Admissions	\$830	\$12,824
Video And Audio Equipment	\$1,091	\$16,856
Recreational Equipment And Supplies	\$1,256	\$19,410

### Education (2014)

### Education (2019)



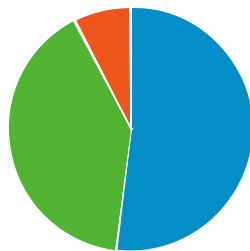
	\$ PER HOUSEHOLD	TOTAL \$000'S
<b>Totals:</b>	<b>\$1,227</b>	<b>\$18,479</b>
Books And Supplies	\$172	\$2,595
Tuition	\$1,055	\$15,884



	\$ PER HOUSEHOLD	TOTAL \$000'S
<b>Totals:</b>	<b>\$1,340</b>	<b>\$20,708</b>
Books And Supplies	\$188	\$2,907
Tuition	\$1,152	\$17,801

### Food and Beverages (2014)

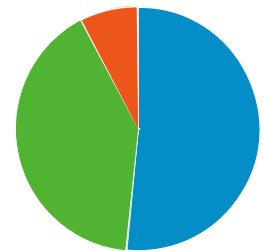
- Food At Home
- Food Away From Home
- Alcoholic Beverages



	\$ PER HOUSEHOLD	TOTAL \$000'S
<b>Totals:</b>	<b>\$8,231</b>	<b>\$123,929</b>
Food At Home	\$4,284	\$64,515
Food Away From Home	\$3,319	\$49,979
Alcoholic Beverages	\$626	\$9,435

### Food and Beverages (2019)

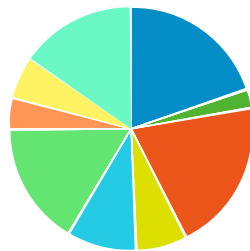
- Food At Home
- Food Away From Home
- Alcoholic Beverages



	\$ PER HOUSEHOLD	TOTAL \$000'S
<b>Totals:</b>	<b>\$8,623</b>	<b>\$133,229</b>
Food At Home	\$4,444	\$68,659
Food Away From Home	\$3,511	\$54,242
Alcoholic Beverages	\$668	\$10,328

### Gifts (2014)

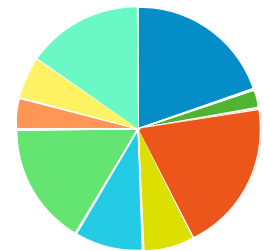
- Gifts Of Apparel
- Gifts Of Apparel Accessories
- Gifts Of Education
- Gifts Of Recreation
- Gifts Of Food And Beverages
- Gifts Of Household Furnishings And Equipment
- Gifts Of Household
- Gifts Of Transportation
- Gifts Elsewhere Unspecified



	\$ PER HOUSEHOLD	TOTAL \$000'S
<b>Totals:</b>	<b>\$1,404</b>	<b>\$21,148</b>
Gifts Of Apparel	\$278	\$4,197
Gifts Of Apparel Accessories	\$35	\$531
Gifts Of Education	\$283	\$4,265
Gifts Of Recreation	\$95	\$1,440
Gifts Of Food And Beverages	\$130	\$1,964
Gifts Of Household Furnishings And Equipment	\$228	\$3,441
Gifts Of Household	\$59	\$896
Gifts Of Transportation	\$76	\$1,150
Gifts Elsewhere Unspecified	\$216	\$3,264

### Gifts (2019)

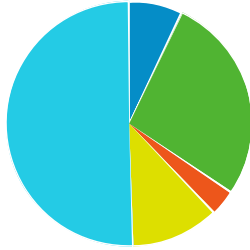
- Gifts Of Apparel
- Gifts Of Apparel Accessories
- Gifts Of Education
- Gifts Of Recreation
- Gifts Of Food And Beverages
- Gifts Of Household Furnishings And Equipment
- Gifts Of Household
- Gifts Of Transportation
- Gifts Elsewhere Unspecified



	\$ PER HOUSEHOLD	TOTAL \$000'S
<b>Totals:</b>	<b>\$1,514</b>	<b>\$23,402</b>
Gifts Of Apparel	\$300	\$4,642
Gifts Of Apparel Accessories	\$38	\$588
Gifts Of Education	\$305	\$4,719
Gifts Of Recreation	\$103	\$1,592
Gifts Of Food And Beverages	\$140	\$2,170
Gifts Of Household Furnishings And Equipment	\$246	\$3,810
Gifts Of Household	\$64	\$989
Gifts Of Transportation	\$82	\$1,281
Gifts Elsewhere Unspecified	\$233	\$3,612

### Household Furnishings (2014)

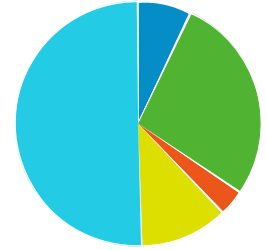
- Household Textiles
- Furniture
- Floor Coverings
- Major Appliances
- Housewares And Small Appliances



	\$ PER HOUSEHOLD	TOTAL \$000'S
<b>Totals:</b>	<b>\$2,349</b>	<b>\$35,378</b>
Household Textiles	\$168	\$2,536
Furniture	\$641	\$9,665
Floor Coverings	\$79	\$1,201
Major Appliances	\$273	\$4,120
Housewares And Small Appliances	\$1,185	\$17,855

### Household Furnishings (2019)

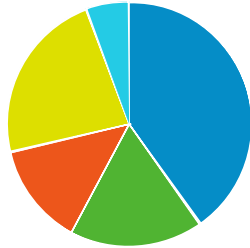
- Household Textiles
- Furniture
- Floor Coverings
- Major Appliances
- Housewares And Small Appliances



	\$ PER HOUSEHOLD	TOTAL \$000'S
<b>Totals:</b>	<b>\$2,509</b>	<b>\$38,776</b>
Household Textiles	\$178	\$2,760
Furniture	\$687	\$10,621
Floor Coverings	\$87	\$1,351
Major Appliances	\$290	\$4,484
Housewares And Small Appliances	\$1,266	\$19,561

### Shelter (2014)

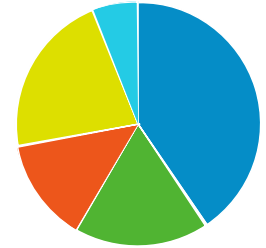
- Mortgage Interest
- Property Taxes
- Miscellaneous Owned Dwelling Costs
- Rental Costs
- Other Lodging



	\$ PER HOUSEHOLD	TOTAL \$000'S
<b>Totals:</b>	<b>\$10,326</b>	<b>\$155,474</b>
Mortgage Interest	\$4,151	\$62,510
Property Taxes	\$1,817	\$27,363
Miscellaneous Owned Dwelling Costs	\$1,405	\$21,160
Rental Costs	\$2,360	\$35,541
Other Lodging	\$591	\$8,899

### Shelter (2019)

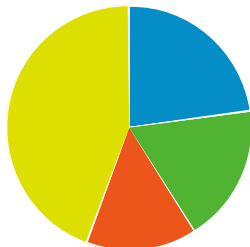
- Mortgage Interest
- Property Taxes
- Miscellaneous Owned Dwelling Costs
- Rental Costs
- Other Lodging



	\$ PER HOUSEHOLD	TOTAL \$000'S
<b>Totals:</b>	<b>\$10,941</b>	<b>\$169,028</b>
Mortgage Interest	\$4,444	\$68,664
Property Taxes	\$1,950	\$30,135
Miscellaneous Owned Dwelling Costs	\$1,498	\$23,144
Rental Costs	\$2,396	\$37,027
Other Lodging	\$650	\$10,057

### Household Operations (2014)

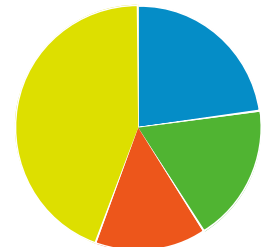
- Babysitting And Elderly Care
- Household Services
- Alimony And Child Support
- Household Supplies



	\$ PER HOUSEHOLD	TOTAL \$000'S
<b>Totals:</b>	<b>\$1,893</b>	<b>\$28,506</b>
Babysitting And Elderly Care	\$432	\$6,518
Household Services	\$344	\$5,180
Alimony And Child Support	\$277	\$4,182
Household Supplies	\$838	\$12,626

### Household Operations (2019)

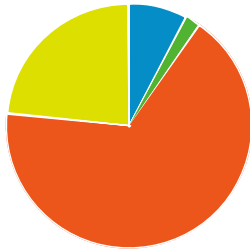
- Babysitting And Elderly Care
- Household Services
- Alimony And Child Support
- Household Supplies



	\$ PER HOUSEHOLD	TOTAL \$000'S
<b>Totals:</b>	<b>\$2,038</b>	<b>\$31,496</b>
Babysitting And Elderly Care	\$466	\$7,209
Household Services	\$369	\$5,712
Alimony And Child Support	\$299	\$4,631
Household Supplies	\$902	\$13,944

### Personal Care (2014)

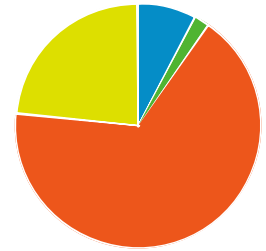
- Hair Care
- Electric Personal Care Appliances
- Personal Care Services
- Personal Care Products



	\$ PER HOUSEHOLD	TOTAL \$000'S
<b>Totals:</b>	<b>\$775</b>	<b>\$11,677</b>
Hair Care	\$60	\$908
Electric Personal Care Appliances	\$15	\$231
Personal Care Services	\$518	\$7,811
Personal Care Products	\$181	\$2,728

### Personal Care (2019)

- Hair Care
- Electric Personal Care Appliances
- Personal Care Services
- Personal Care Products



	\$ PER HOUSEHOLD	TOTAL \$000'S
<b>Totals:</b>	<b>\$817</b>	<b>\$12,636</b>
Hair Care	\$63	\$983
Electric Personal Care Appliances	\$16	\$250
Personal Care Services	\$546	\$8,450
Personal Care Products	\$191	\$2,953

### Utilities (2014)

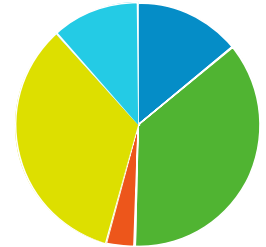
- Natural Gas
- Electricity
- Fuel Oil And Other Fuels
- Telephone Service
- Other Utilities



	\$ PER HOUSEHOLD	TOTAL \$000'S
<b>Totals:</b>	<b>\$3,753</b>	<b>\$56,509</b>
Natural Gas	\$526	\$7,926
Electricity	\$1,369	\$20,627
Fuel Oil And Other Fuels	\$141	\$2,129
Telephone Service	\$1,280	\$19,273
Other Utilities	\$435	\$6,554

### Utilities (2019)

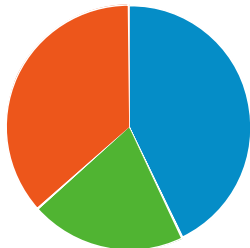
- Natural Gas
- Electricity
- Fuel Oil And Other Fuels
- Telephone Service
- Other Utilities



	\$ PER HOUSEHOLD	TOTAL \$000'S
<b>Totals:</b>	<b>\$3,906</b>	<b>\$60,359</b>
Natural Gas	\$549	\$8,494
Electricity	\$1,421	\$21,967
Fuel Oil And Other Fuels	\$147	\$2,280
Telephone Service	\$1,332	\$20,590
Other Utilities	\$454	\$7,027

### Reading (2014)

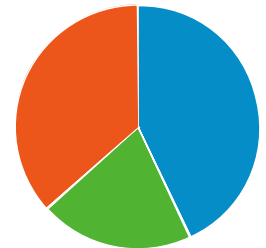
- Newspapers
- Magazines
- Books



	\$ PER HOUSEHOLD	TOTAL \$000'S
<b>Totals:</b>	<b>\$176</b>	<b>\$2,652</b>
Newspapers	\$75	\$1,138
Magazines	\$36	\$543
Books	\$64	\$971

### Reading (2019)

- Newspapers
- Magazines
- Books

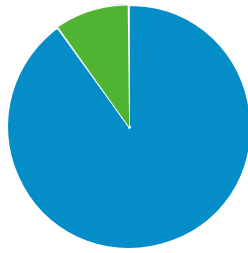


	\$ PER HOUSEHOLD	TOTAL \$000'S
<b>Totals:</b>	<b>\$186</b>	<b>\$2,882</b>
Newspapers	\$80	\$1,238
Magazines	\$38	\$590
Books	\$68	\$1,054



### Tobacco (2014)

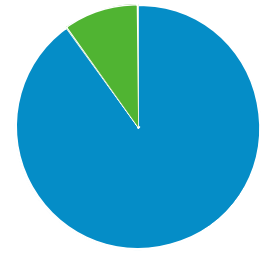
- Cigarettes
- Other Tobacco Products



	\$ PER HOUSEHOLD	TOTAL \$000'S
<b>Totals:</b>	<b>\$353</b>	<b>\$5,324</b>
Cigarettes	\$318	\$4,791
Other Tobacco Products	\$35	\$533

### Tobacco (2019)

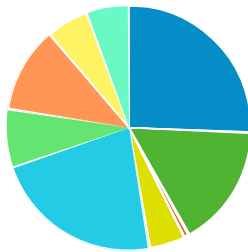
- Cigarettes
- Other Tobacco Products



	\$ PER HOUSEHOLD	TOTAL \$000'S
<b>Totals:</b>	<b>\$361</b>	<b>\$5,588</b>
Cigarettes	\$325	\$5,029
Other Tobacco Products	\$36	\$559

### Transportation (2014)

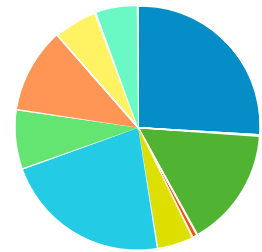
- New Vehicle Purchase
- Used Vehicle Purchase
- Motorcycles (New And Used)
- Vehicle Finance Charges
- Gasoline And Oil
- Vehicle Repair And Maintenance
- Vehicle Insurance
- Public Transportation
- Other Transportation Costs



	\$ PER HOUSEHOLD	TOTAL \$000'S
<b>Totals:</b>	<b>\$10,839</b>	<b>\$163,201</b>
New Vehicle Purchase	\$2,790	\$42,018
Used Vehicle Purchase	\$1,754	\$26,411
Motorcycles (New And Used)	\$74	\$1,119
Vehicle Finance Charges	\$515	\$7,763
Gasoline And Oil	\$2,422	\$36,475
Vehicle Repair And Maintenance	\$838	\$12,623
Vehicle Insurance	\$1,229	\$18,508
Public Transportation	\$607	\$9,141
Other Transportation Costs	\$607	\$9,142

### Transportation (2019)

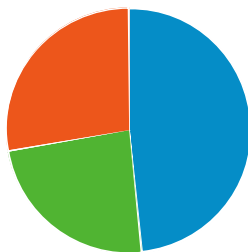
- New Vehicle Purchase
- Used Vehicle Purchase
- Motorcycles (New And Used)
- Vehicle Finance Charges
- Gasoline And Oil
- Vehicle Repair And Maintenance
- Vehicle Insurance
- Public Transportation
- Other Transportation Costs



	\$ PER HOUSEHOLD	TOTAL \$000'S
<b>Totals:</b>	<b>\$11,386</b>	<b>\$175,908</b>
New Vehicle Purchase	\$2,968	\$45,854
Used Vehicle Purchase	\$1,812	\$27,999
Motorcycles (New And Used)	\$78	\$1,210
Vehicle Finance Charges	\$539	\$8,336
Gasoline And Oil	\$2,519	\$38,931
Vehicle Repair And Maintenance	\$879	\$13,588
Vehicle Insurance	\$1,284	\$19,851
Public Transportation	\$655	\$10,130
Other Transportation Costs	\$647	\$10,009

### Health Care (2014)

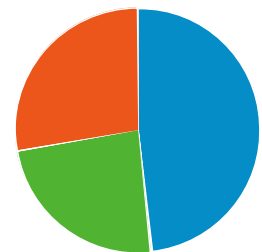
- Health Care Insurance
- Health Care Services
- Health Care Supplies And Equipment



	\$ PER HOUSEHOLD	TOTAL \$000'S
<b>Totals:</b>	<b>\$3,316</b>	<b>\$49,933</b>
Health Care Insurance	\$1,602	\$24,124
Health Care Services	\$794	\$11,968

### Health Care (2019)

- Health Care Insurance
- Health Care Services
- Health Care Supplies And Equipment



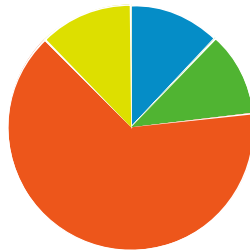
	\$ PER HOUSEHOLD	TOTAL \$000'S
<b>Totals:</b>	<b>\$3,457</b>	<b>\$53,416</b>
Health Care Insurance	\$1,670	\$25,806
Health Care Services	\$828	\$12,802

Health Care Supplies And Equipment	\$919	\$13,841
------------------------------------	-------	----------

Health Care Supplies And Equipment	\$958	\$14,808
------------------------------------	-------	----------

### Miscellaneous Expenses (2014)

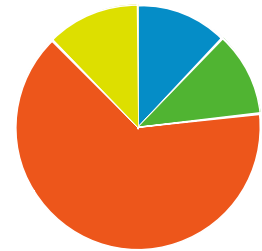
- Legal And Accounting
- Funeral And Cemetery
- Finance Charges Excluding Mortgage And Vehicle
- Other Miscellaneous Expenses



	\$ PER HOUSEHOLD	TOTAL \$000'S
Totals:	\$899	\$13,540
Legal And Accounting	\$108	\$1,640
Funeral And Cemetery	\$100	\$1,508
Finance Charges Excluding Mortgage And Vehicle	\$578	\$8,712
Other Miscellaneous Expenses	\$111	\$1,679

### Miscellaneous Expenses (2019)

- Legal And Accounting
- Funeral And Cemetery
- Finance Charges Excluding Mortgage And Vehicle
- Other Miscellaneous Expenses



	\$ PER HOUSEHOLD	TOTAL \$000'S
Totals:	\$942	\$14,558
Legal And Accounting	\$114	\$1,765
Funeral And Cemetery	\$105	\$1,630
Finance Charges Excluding Mortgage And Vehicle	\$605	\$9,358
Other Miscellaneous Expenses	\$116	\$1,805

### Personal Insurance (2014)

	\$ PER HOUSEHOLD	TOTAL \$000'S
	\$540	\$8,145

### Personal Insurance (2019)

	\$ PER HOUSEHOLD	TOTAL \$000'S
	\$584	\$9,032

### Contributions (2014)

	\$ PER HOUSEHOLD	TOTAL \$000'S
	\$1,957	\$29,465

### Contributions (2019)

	\$ PER HOUSEHOLD	TOTAL \$000'S
	\$2,129	\$32,896

### Retail Potential (2014)

	\$ PER HOUSEHOLD	TOTAL \$000'S
New Car Dealers	\$4,311	\$64,912
User Car Dealers	\$267	\$4,028
Recreational Vehicle Dealers	\$11	\$178
Motorcycle and Boat Dealers	\$198	\$2,990
Auto Parts and Accessories	\$566	\$8,529
Tire Dealers	\$259	\$3,904
Furniture Stores	\$516	\$7,783
Floor Covering Stores	\$136	\$2,051
Other Home Furnishing Stores	\$157	\$2,371
Appliances and Electronics Stores	\$939	\$14,144
Computer Stores	\$1,666	\$25,087
Camera and Photography Stores	\$70	\$1,067
Hardware Stores	\$215	\$3,245
Paint and Wallpaper Stores	\$19	\$287
Home Centers	\$548	\$8,264
Other Building Materials Stores	\$555	\$8,370
Outdoor Power Equipment Stores	\$18	\$277
Nursery and Garden Stores	\$147	\$2,223
Grocery Stores	\$6,139	\$92,434
Convenience Stores	\$295	\$4,450
Meat Markets	\$61	\$927
Fish and Seafood Markets	\$14	\$219
Fruit and Vegetable Markets	\$28	\$436
Other Specialty Food Markets	\$45	\$686

Source: Applied Geographic Solutions, 2014

Liquor Stores	\$174	\$2,623
Pharmacy and Drug Stores	\$1,348	\$20,309
Costmetics and Beauty Stores	\$58	\$879
Optical Goods Stores	\$129	\$1,947
Other Health and Personal Care Stores	\$108	\$1,634
Gasoline Stations with Convenience Stores	\$1,141	\$17,190
Gasoline Stations without Convenience Stores	\$189	\$2,848
Men's Clothing Stores	\$71	\$1,071
Women's Clothing Stores	\$233	\$3,510
Childrens' and Infant's Clothing Stores	\$120	\$1,815
Family Clothing Stores	\$461	\$6,945
Clothing Accessory Stores	\$24	\$365
Other Apparel Stores	\$57	\$871
Shoe Stores	\$146	\$2,207
Jewelry Stores	\$281	\$4,235
Luggage Stores	\$216	\$3,255
Sporting Goods Stores	\$212	\$3,207
Hobby, Toy, and Game Stores	\$60	\$911
Sewing and Needlecraft Stores	\$26	\$393
Musical Instrument Stores	\$37	\$568
Book Stores	\$335	\$5,047
Record, Tape, and CD Stores	\$94	\$1,427
Department Stores	\$3,222	\$48,521
Warehouse Superstores	\$1,275	\$19,203
Other General Merchandise Stores	\$377	\$5,683
Florists	\$31	\$472
Office and Stationary Stores	\$297	\$4,475
Gift and Souvenir Stores	\$101	\$1,521
Used Merchandise Stores	\$66	\$1,000
Pet and Pet Supply Stores	\$65	\$988
Art Dealers	\$12	\$193
Mobile Home Dealers	\$0	\$14
Other Miscellaneous Retail Stores	\$150	\$2,262
Mail Order and Catalog Stores	\$2,313	\$34,830
Vending Machines	\$92	\$1,390
Fuel Dealers	\$778	\$11,720
Other Direct Selling Establishments	\$199	\$3,000
Hotels and Other Travel Accomodations	\$157	\$2,369
RV Parks	\$2	\$36
Rooming and Boarding Houses	\$1	\$15
Full Service Restaurants	\$1,056	\$15,911
Limited Service Restaurants	\$1,044	\$15,726
Special Food Services and Catering	\$175	\$2,643
Drinking Places	\$97	\$1,462



**MADISON REGION  
ECONOMIC PARTNERSHIP**

## Green County Wages

Wages Report for South Central Wisconsin nonmetropolitan area

Occupation	Median Hourly	Mean Hourly	Median Annual	Mean Annual
All Occupations	\$14.25	\$17.35	\$29,640	\$36,090
Management Occupations	\$34.25	\$38.90	\$71,230	\$80,910
Chief Executives	\$55.58	\$59.75	\$115,610	\$124,290
General and Operations Managers	\$35.82	\$42.76	\$74,500	\$88,940
Legislators	*	*	\$17,860	\$35,040
Marketing Managers	\$25.11	\$32.47	\$52,230	\$67,550
Sales Managers	\$34.74	\$44.80	\$72,270	\$93,180
Administrative Services Managers	\$36.10	\$39.47	\$75,090	\$82,100
Computer and Information Systems Managers	\$45.69	\$46.17	\$95,030	\$96,040
Financial Managers	\$38.94	\$41.60	\$81,000	\$86,530
Industrial Production Managers	\$39.33	\$42.08	\$81,800	\$87,530
Purchasing Managers	\$35.02	\$42.51	\$72,850	\$88,420
Transportation, Storage, and Distribution Managers	\$42.17	\$47.17	\$87,710	\$98,100
Human Resources Managers	\$44.69	\$44.12	\$92,960	\$91,780
Construction Managers	*	*	*	*
Education Administrators, Preschool and Childcare Center/Program	\$19.22	\$20.01	\$39,990	\$41,630
Education Administrators, Elementary and Secondary School	*	*	\$87,250	\$87,480
Education Administrators, Postsecondary	\$33.40	\$36.87	\$69,480	\$76,690
Architectural and Engineering Managers	\$44.10	\$45.33	\$91,720	\$94,300
Food Service Managers	\$18.16	\$19.62	\$37,770	\$40,820
Lodging Managers	\$27.13	\$27.32	\$56,420	\$56,820
Medical and Health Services Managers	\$38.09	\$41.93	\$79,220	\$87,220
Natural Sciences Managers	\$43.56	\$45.70	\$90,600	\$95,070
Postmasters and Mail Superintendents	\$30.32	\$30.40	\$63,060	\$63,240
Property, Real Estate, and Community Association Managers	\$20.05	\$25.27	\$41,700	\$52,560
Social and Community Service Managers	\$28.14	\$27.52	\$58,540	\$57,250
Managers, All Other	\$27.29	\$27.92	\$56,760	\$58,080
Business and Financial Operations Occupations	\$23.14	\$24.42	\$48,130	\$50,790
Wholesale and Retail Buyers, Except Farm Products	\$20.34	\$19.97	\$42,310	\$41,540
Purchasing Agents, Except Wholesale, Retail, and Farm Products	\$25.40	\$25.77	\$52,840	\$53,600
Claims Adjusters, Examiners, and Investigators	\$22.20	\$24.79	\$46,170	\$51,570
Compliance Officers	\$24.86	\$27.44	\$51,710	\$57,080
Cost Estimators	\$25.51	\$27.76	\$53,060	\$57,740
Human Resources Specialists	\$23.00	\$24.31	\$47,830	\$50,560
Labor Relations Specialists	\$8.79	\$9.84	\$18,290	\$20,460
Logisticians	\$28.05	\$30.08	\$58,340	\$62,570
Management Analysts	\$28.13	\$33.01	\$58,510	\$68,660
Meeting, Convention, and Event Planners	\$16.19	\$18.45	\$33,670	\$38,370
Training and Development Specialists	\$20.19	\$21.11	\$41,990	\$43,910
Market Research Analysts and Marketing Specialists	\$23.32	\$24.74	\$48,500	\$51,450
Business Operations Specialists, All Other	\$19.66	\$19.60	\$40,890	\$40,760

Accountants and Auditors	\$24.78	\$26.37	\$51,540	\$54,850
Appraisers and Assessors of Real Estate	\$26.78	\$25.45	\$55,710	\$52,930
Credit Analysts	\$32.02	\$31.22	\$66,610	\$64,950
Financial Analysts	\$29.36	\$30.27	\$61,080	\$62,950
Personal Financial Advisors	\$17.98	\$22.10	\$37,390	\$45,970
Insurance Underwriters	\$24.80	\$24.60	\$51,580	\$51,170
Loan Officers	\$29.05	\$34.11	\$60,420	\$70,960
Tax Preparers	\$13.02	\$14.85	\$27,080	\$30,890
Computer and Mathematical Occupations	\$26.34	\$27.67	\$54,780	\$57,540
Computer Systems Analysts	\$29.05	\$29.85	\$60,430	\$62,080
Computer Programmers	\$31.07	\$30.60	\$64,620	\$63,640
Software Developers, Applications	\$33.78	\$35.16	\$70,260	\$73,120
Software Developers, Systems Software	\$45.19	\$45.69	\$93,990	\$95,030
Web Developers	\$21.71	\$21.62	\$45,170	\$44,980
Database Administrators	\$28.38	\$30.47	\$59,030	\$63,370
Network and Computer Systems Administrators	\$27.35	\$28.04	\$56,880	\$58,330
Computer User Support Specialists	\$19.18	\$21.36	\$39,890	\$44,420
Computer Network Support Specialists	\$21.91	\$21.98	\$45,570	\$45,710
Computer Occupations, All Other	\$21.76	\$23.34	\$45,260	\$48,560
Architecture and Engineering Occupations	\$27.06	\$28.56	\$56,280	\$59,410
Surveyors	\$18.79	\$19.61	\$39,070	\$40,780
Civil Engineers	\$31.56	\$34.60	\$65,650	\$71,960
Electrical Engineers	\$32.20	\$33.33	\$66,980	\$69,320
Industrial Engineers	\$34.06	\$34.81	\$70,850	\$72,410
Materials Engineers	\$32.37	\$32.98	\$67,330	\$68,610
Mechanical Engineers	\$31.40	\$31.70	\$65,320	\$65,930
Architectural and Civil Drafters	\$20.10	\$20.37	\$41,800	\$42,370
Electrical and Electronics Drafters	\$21.80	\$23.28	\$45,340	\$48,430
Mechanical Drafters	\$21.19	\$21.83	\$44,070	\$45,410
Civil Engineering Technicians	\$21.14	\$20.98	\$43,980	\$43,640
Electrical and Electronics Engineering Technicians	\$24.38	\$24.87	\$50,700	\$51,720
Industrial Engineering Technicians	\$22.23	\$22.82	\$46,250	\$47,470
Mechanical Engineering Technicians	\$18.92	\$19.52	\$39,340	\$40,600
Engineering Technicians, Except Drafters, All Other	\$27.13	\$27.06	\$56,440	\$56,290
Life, Physical, and Social Science Occupations	\$23.11	\$24.46	\$48,070	\$50,880
Conservation Scientists	\$28.08	\$28.96	\$58,410	\$60,240
Foresters	\$23.71	\$23.02	\$49,320	\$47,890
Chemists	\$31.55	\$30.02	\$65,620	\$62,440
Clinical, Counseling, and School Psychologists	\$28.25	\$31.06	\$58,760	\$64,610
Social Scientists and Related Workers, All Other	\$30.42	\$28.00	\$63,270	\$58,240
Agricultural and Food Science Technicians	\$14.69	\$16.63	\$30,550	\$34,600
Chemical Technicians	\$19.20	\$19.30	\$39,930	\$40,150
Forest and Conservation Technicians	\$18.92	\$18.94	\$39,350	\$39,400
Life, Physical, and Social Science Technicians, All Other	\$14.55	\$15.82	\$30,270	\$32,910
Community and Social Service Occupations	\$19.74	\$20.24	\$41,060	\$42,090
Substance Abuse and Behavioral Disorder Counselors	\$24.50	\$24.11	\$50,960	\$50,140
Educational, Guidance, School, and Vocational Counselors	\$21.52	\$22.43	\$44,770	\$46,660
Mental Health Counselors	\$30.31	\$32.52	\$63,050	\$67,650
Rehabilitation Counselors	\$14.81	\$15.08	\$30,810	\$31,370
Child, Family, and School Social Workers	*	*	*	*
Healthcare Social Workers	\$21.70	\$22.58	\$45,130	\$46,960
Mental Health and Substance Abuse Social Workers	\$24.54	\$24.63	\$51,050	\$51,230
Social and Human Service Assistants	\$14.06	\$15.36	\$29,240	\$31,950
Community and Social Service Specialists, All Other	\$11.28	\$13.10	\$23,460	\$27,260
Legal Occupations	\$21.78	\$27.65	\$45,290	\$57,520
Lawyers	\$35.15	\$37.86	\$73,110	\$78,750
Paralegals and Legal Assistants	\$20.44	\$21.70	\$42,520	\$45,130

Education, Training, and Library Occupations	\$21.01	\$21.05	\$43,690	\$43,780
Postsecondary Teachers, All Other	*	*	\$53,180	\$54,170
Preschool Teachers, Except Special Education	\$9.62	\$12.06	\$20,010	\$25,080
Kindergarten Teachers, Except Special Education	*	*	\$52,810	\$51,850
Elementary School Teachers, Except Special Education	*	*	\$52,340	\$51,770
Middle School Teachers, Except Special and Career/Technical Education	*	*	\$54,760	\$52,920
Career/Technical Education Teachers, Middle School	*	*	\$46,190	\$47,390
Secondary School Teachers, Except Special and Career/Technical Education	*	*	\$50,560	\$50,170
Career/Technical Education Teachers, Secondary School	*	*	\$49,680	\$49,070
Special Education Teachers, Kindergarten and Elementary School	*	*	\$51,850	\$51,480
Special Education Teachers, Middle School	*	*	\$53,860	\$52,190
Special Education Teachers, Secondary School	*	*	\$51,300	\$50,900
Adult Basic and Secondary Education and Literacy Teachers and Instructors	\$24.17	\$24.06	\$50,280	\$50,050
Self-Enrichment Education Teachers	\$19.66	\$19.36	\$40,890	\$40,280
Substitute Teachers	\$12.39	\$13.63	\$25,780	\$28,340
Teachers and Instructors, All Other, Except Substitute Teachers	*	*	\$43,710	\$46,500
Librarians	\$20.09	\$20.27	\$41,790	\$42,150
Library Technicians	\$11.22	\$11.58	\$23,330	\$24,080
Teacher Assistants	*	*	\$26,700	\$26,300
Arts, Design, Entertainment, Sports, and Media Occupations	\$17.08	\$19.15	\$35,520	\$39,830
Floral Designers	\$10.90	\$11.50	\$22,660	\$23,920
Graphic Designers	\$14.69	\$15.37	\$30,560	\$31,960
Coaches and Scouts	*	*	\$29,680	\$32,640
Music Directors and Composers	\$23.34	\$23.32	\$48,550	\$48,500
Public Address System and Other Announcers	*	*	*	*
Reporters and Correspondents	\$13.04	\$13.25	\$27,120	\$27,560
Public Relations Specialists	\$18.97	\$20.57	\$39,450	\$42,790
Editors	\$18.32	\$20.85	\$38,110	\$43,370
Interpreters and Translators	\$23.73	\$20.62	\$49,360	\$42,890
Healthcare Practitioners and Technical Occupations	\$26.24	\$31.78	\$54,570	\$66,100
Chiropractors	\$36.06	\$36.83	\$75,000	\$76,600
Dentists, General	*	\$105.59	*	\$219,620
Dietitians and Nutritionists	\$24.84	\$23.97	\$51,660	\$49,860
Optometrists	\$36.67	\$36.75	\$76,280	\$76,440
Pharmacists	\$61.18	\$59.60	\$127,260	\$123,970
Family and General Practitioners	\$84.17	\$87.20	\$175,070	\$181,370
Physicians and Surgeons, All Other	*	\$104.68	*	\$217,740
Physician Assistants	\$43.38	\$39.98	\$90,230	\$83,160
Occupational Therapists	\$32.84	\$33.08	\$68,310	\$68,810
Physical Therapists	\$36.21	\$35.99	\$75,310	\$74,860
Respiratory Therapists	\$24.94	\$25.01	\$51,870	\$52,020
Speech-Language Pathologists	\$27.32	\$27.54	\$56,820	\$57,290
Veterinarians	\$30.51	\$40.23	\$63,470	\$83,680
Registered Nurses	\$29.57	\$29.83	\$61,510	\$62,040
Nurse Practitioners	\$43.30	\$43.70	\$90,070	\$90,900
Health Diagnosing and Treating Practitioners, All Other	\$42.63	\$41.68	\$88,660	\$86,690
Medical and Clinical Laboratory Technologists	\$26.91	\$26.96	\$55,970	\$56,090
Medical and Clinical Laboratory Technicians	\$20.98	\$21.95	\$43,630	\$45,650
Dental Hygienists	\$31.36	\$30.71	\$65,240	\$63,880
Diagnostic Medical Sonographers	\$34.83	\$35.33	\$72,450	\$73,480
Radiologic Technologists	\$24.25	\$24.70	\$50,440	\$51,380
Emergency Medical Technicians and Paramedics	\$13.64	\$15.15	\$28,380	\$31,500
Pharmacy Technicians	\$13.13	\$13.36	\$27,310	\$27,790
Psychiatric Technicians	\$17.59	\$17.97	\$36,590	\$37,380

Surgical Technologists	\$21.22	\$21.60	\$44,130	\$44,920
Veterinary Technologists and Technicians	\$12.94	\$12.89	\$26,900	\$26,810
Licensed Practical and Licensed Vocational Nurses	\$19.56	\$19.67	\$40,690	\$40,900
Medical Records and Health Information Technicians	\$15.85	\$16.29	\$32,970	\$33,890
Opticians, Dispensing	\$14.08	\$15.02	\$29,290	\$31,250
Health Technologists and Technicians, All Other	\$16.08	\$17.77	\$33,450	\$36,950
Occupational Health and Safety Specialists	\$28.92	\$28.21	\$60,150	\$58,670
Healthcare Practitioners and Technical Workers, All Other	\$30.47	\$31.06	\$63,380	\$64,600
Healthcare Support Occupations	\$12.40	\$12.80	\$25,790	\$26,630
Home Health Aides	\$10.92	\$11.19	\$22,710	\$23,270
Nursing Assistants	\$12.17	\$12.24	\$25,310	\$25,460
Physical Therapist Assistants	\$20.30	\$21.07	\$42,230	\$43,830
Physical Therapist Aides	\$25.21	\$22.84	\$52,430	\$47,520
Massage Therapists	\$15.97	\$15.72	\$33,210	\$32,690
Dental Assistants	\$15.78	\$15.45	\$32,830	\$32,140
Medical Assistants	\$14.33	\$14.40	\$29,810	\$29,960
Medical Transcriptionists	\$16.85	\$16.93	\$35,050	\$35,220
Pharmacy Aides	\$10.50	\$10.44	\$21,830	\$21,720
Veterinary Assistants and Laboratory Animal Caretakers	\$12.05	\$10.97	\$25,060	\$22,830
Phlebotomists	\$13.77	\$13.95	\$28,650	\$29,010
Healthcare Support Workers, All Other	\$15.01	\$15.20	\$31,230	\$31,610
Protective Service Occupations	\$16.61	\$16.70	\$34,560	\$34,730
First-Line Supervisors of Correctional Officers	\$28.85	\$28.15	\$60,010	\$58,550
First-Line Supervisors of Police and Detectives	\$27.26	\$28.03	\$56,700	\$58,300
First-Line Supervisors of Fire Fighting and Prevention Workers	\$13.01	\$14.04	\$27,060	\$29,210
First-Line Supervisors of Protective Service Workers, All Other	\$15.07	\$16.61	\$31,340	\$34,550
Firefighters	\$9.96	\$11.94	\$20,710	\$24,840
Correctional Officers and Jailers	\$20.23	\$20.41	\$42,080	\$42,450
Detectives and Criminal Investigators	\$25.88	\$26.09	\$53,840	\$54,270
Police and Sheriff's Patrol Officers	\$20.45	\$20.48	\$42,540	\$42,600
Security Guards	\$12.44	\$12.84	\$25,870	\$26,710
Crossing Guards	\$10.50	\$12.13	\$21,850	\$25,220
Lifeguards, Ski Patrol, and Other Recreational Protective Service Workers	\$8.51	\$8.42	\$17,700	\$17,510
Protective Service Workers, All Other	\$13.70	\$15.27	\$28,500	\$31,760
Food Preparation and Serving Related Occupations	\$8.92	\$9.78	\$18,550	\$20,350
Chefs and Head Cooks	\$13.11	\$16.01	\$27,270	\$33,300
First-Line Supervisors of Food Preparation and Serving Workers	\$13.71	\$14.60	\$28,520	\$30,360
Cooks, Fast Food	\$8.51	\$8.45	\$17,690	\$17,580
Cooks, Institution and Cafeteria	\$12.47	\$12.42	\$25,930	\$25,840
Cooks, Restaurant	\$9.21	\$9.85	\$19,150	\$20,480
Cooks, Short Order	\$8.79	\$9.44	\$18,270	\$19,640
Food Preparation Workers	\$9.15	\$9.51	\$19,020	\$19,770
Bartenders	\$8.65	\$9.39	\$18,000	\$19,520
Combined Food Preparation and Serving Workers, Including Fast Food	\$8.83	\$9.11	\$18,370	\$18,940
Counter Attendants, Cafeteria, Food Concession, and Coffee Shop	\$8.57	\$8.63	\$17,820	\$17,950
Waiters and Waitresses	\$8.62	\$9.38	\$17,930	\$19,500
Food Servers, Nonrestaurant	\$10.00	\$10.17	\$20,790	\$21,160
Dining Room and Cafeteria Attendants and Bartender Helpers	\$8.68	\$8.87	\$18,060	\$18,450
Dishwashers	\$8.65	\$8.54	\$17,980	\$17,760
Hosts and Hostesses, Restaurant, Lounge, and Coffee Shop	\$8.68	\$8.83	\$18,050	\$18,360
Building and Grounds Cleaning and Maintenance Occupations	\$10.80	\$11.74	\$22,470	\$24,420
First-Line Supervisors of Housekeeping and Janitorial Workers	\$13.56	\$14.85	\$28,190	\$30,880
First-Line Supervisors of Landscaping, Lawn Service, and Groundskeeping Workers	\$22.20	\$22.54	\$46,180	\$46,880



Janitors and Cleaners, Except Maids and Housekeeping Cleaners	\$11.40	\$11.82	\$23,720	\$24,590
Maids and Housekeeping Cleaners	\$9.06	\$9.57	\$18,850	\$19,900
Pest Control Workers	\$16.54	\$16.77	\$34,410	\$34,880
Landscaping and Groundskeeping Workers	\$11.59	\$13.43	\$24,110	\$27,940
Personal Care and Service Occupations	\$9.97	\$11.34	\$20,740	\$23,590
Gaming Supervisors	*	*	*	*
First-Line Supervisors of Personal Service Workers	\$16.57	\$17.87	\$34,470	\$37,170
Nonfarm Animal Caretakers	\$9.04	\$9.56	\$18,810	\$19,890
Gaming Dealers	\$8.57	\$8.51	\$17,820	\$17,700
Amusement and Recreation Attendants	\$8.56	\$8.44	\$17,810	\$17,560
Locker Room, Coatroom, and Dressing Room Attendants	\$8.33	\$8.10	\$17,320	\$16,840
Morticians, Undertakers, and Funeral Directors	\$29.11	\$34.69	\$60,540	\$72,160
Hairdressers, Hairstylists, and Cosmetologists	\$10.61	\$12.50	\$22,070	\$26,010
Baggage Porters and Bellhops	\$9.25	\$10.32	\$19,230	\$21,460
Childcare Workers	\$9.21	\$9.59	\$19,170	\$19,960
Personal Care Aides	\$10.36	\$10.47	\$21,540	\$21,770
Fitness Trainers and Aerobics Instructors	\$8.79	\$9.88	\$18,290	\$20,550
Recreation Workers	\$9.27	\$10.52	\$19,280	\$21,870
Residential Advisors	\$12.52	\$13.40	\$26,050	\$27,880
Personal Care and Service Workers, All Other	\$12.08	\$12.48	\$25,120	\$25,950
Sales and Related Occupations	\$10.33	\$13.89	\$21,490	\$28,900
First-Line Supervisors of Retail Sales Workers	\$16.26	\$17.68	\$33,820	\$36,780
First-Line Supervisors of Non-Retail Sales Workers	\$34.64	\$36.55	\$72,050	\$76,020
Cashiers	\$8.83	\$9.14	\$18,370	\$19,010
Counter and Rental Clerks	\$13.11	\$14.42	\$27,270	\$29,990
Parts Salespersons	\$14.30	\$16.11	\$29,740	\$33,500
Retail Salespersons	\$10.17	\$11.87	\$21,160	\$24,690
Advertising Sales Agents	\$14.28	\$16.53	\$29,710	\$34,380
Insurance Sales Agents	\$15.81	\$20.12	\$32,880	\$41,860
Securities, Commodities, and Financial Services Sales Agents	\$20.80	\$27.89	\$43,270	\$58,000
Sales Representatives, Services, All Other	\$16.23	\$19.13	\$33,760	\$39,790
Sales Representatives, Wholesale and Manufacturing, Technical and Scientific Products	\$19.85	\$24.45	\$41,290	\$50,850
Sales Representatives, Wholesale and Manufacturing, Except Technical and Scientific Products	\$23.49	\$26.40	\$48,860	\$54,910
Real Estate Sales Agents	\$18.30	\$20.91	\$38,060	\$43,490
Telemarketers	\$8.85	\$9.06	\$18,410	\$18,840
Sales and Related Workers, All Other	\$13.52	\$16.68	\$28,110	\$34,690
Office and Administrative Support Occupations	\$13.42	\$14.37	\$27,910	\$29,880
First-Line Supervisors of Office and Administrative Support Workers	\$19.67	\$21.00	\$40,910	\$43,670
Switchboard Operators, Including Answering Service	\$11.79	\$12.51	\$24,530	\$26,010
Bill and Account Collectors	\$14.25	\$14.92	\$29,630	\$31,030
Billing and Posting Clerks	\$14.48	\$14.55	\$30,110	\$30,260
Bookkeeping, Accounting, and Auditing Clerks	\$14.93	\$15.26	\$31,060	\$31,740
Payroll and Timekeeping Clerks	\$16.58	\$16.58	\$34,480	\$34,490
Procurement Clerks	\$18.65	\$18.32	\$38,790	\$38,100
Tellers	\$11.33	\$11.73	\$23,560	\$24,390
Court, Municipal, and License Clerks	\$11.17	\$13.63	\$23,230	\$28,340
Credit Authorizers, Checkers, and Clerks	\$12.83	\$12.81	\$26,680	\$26,650
Customer Service Representatives	\$15.72	\$16.12	\$32,690	\$33,530
File Clerks	\$14.26	\$14.93	\$29,660	\$31,050
Hotel, Motel, and Resort Desk Clerks	\$9.44	\$9.65	\$19,640	\$20,070
Interviewers, Except Eligibility and Loan	\$14.83	\$15.86	\$30,850	\$32,980
Library Assistants, Clerical	\$10.41	\$11.63	\$21,660	\$24,200
Loan Interviewers and Clerks	\$15.23	\$15.66	\$31,670	\$32,570
New Accounts Clerks	\$13.87	\$14.47	\$28,860	\$30,100



Order Clerks	\$10.58	\$11.20	\$22,010	\$23,290
Human Resources Assistants, Except Payroll and Timekeeping	\$16.67	\$17.15	\$34,670	\$35,670
Receptionists and Information Clerks	\$11.67	\$11.96	\$24,270	\$24,870
Information and Record Clerks, All Other	\$14.38	\$15.90	\$29,920	\$33,070
Cargo and Freight Agents	\$16.57	\$16.57	\$34,470	\$34,470
Couriers and Messengers	\$10.42	\$10.46	\$21,670	\$21,760
Police, Fire, and Ambulance Dispatchers	\$19.06	\$19.31	\$39,640	\$40,150
Dispatchers, Except Police, Fire, and Ambulance	\$19.33	\$18.80	\$40,200	\$39,100
Meter Readers, Utilities	\$18.74	\$17.74	\$38,980	\$36,910
Postal Service Clerks	\$24.22	\$19.91	\$50,370	\$41,410
Postal Service Mail Carriers	\$22.25	\$22.98	\$46,270	\$47,800
Postal Service Mail Sorters, Processors, and Processing Machine Operators	\$11.77	\$15.87	\$24,480	\$33,000
Production, Planning, and Expediting Clerks	\$20.03	\$20.30	\$41,660	\$42,220
Shipping, Receiving, and Traffic Clerks	\$14.41	\$15.01	\$29,960	\$31,220
Stock Clerks and Order Fillers	\$9.86	\$11.36	\$20,500	\$23,640
Weighers, Measurers, Checkers, and Samplers, Recordkeeping	\$11.41	\$12.94	\$23,730	\$26,910
Executive Secretaries and Executive Administrative Assistants	\$19.06	\$19.50	\$39,640	\$40,560
Legal Secretaries	\$15.26	\$16.35	\$31,740	\$34,000
Medical Secretaries	\$13.58	\$13.95	\$28,250	\$29,010
Secretaries and Administrative Assistants, Except Legal, Medical, and Executive	\$15.50	\$15.43	\$32,240	\$32,090
Computer Operators	\$15.96	\$15.09	\$33,190	\$31,390
Data Entry Keyers	\$13.40	\$13.68	\$27,870	\$28,450
Desktop Publishers	\$17.33	\$18.23	\$36,040	\$37,910
Insurance Claims and Policy Processing Clerks	\$14.46	\$14.25	\$30,070	\$29,640
Mail Clerks and Mail Machine Operators, Except Postal Service	\$10.24	\$11.62	\$21,310	\$24,170
Office Clerks, General	\$12.91	\$13.60	\$26,840	\$28,280
Office Machine Operators, Except Computer	\$12.23	\$13.37	\$25,430	\$27,800
Office and Administrative Support Workers, All Other	\$8.67	\$9.07	\$18,030	\$18,850
Farming, Fishing, and Forestry Occupations	\$16.05	\$17.66	\$33,370	\$36,730
Agricultural Equipment Operators	\$15.89	\$16.67	\$33,050	\$34,680
Farmworkers and Laborers, Crop, Nursery, and Greenhouse	\$11.52	\$12.33	\$23,960	\$25,640
Farmworkers, Farm, Ranch, and Aquacultural Animals	\$11.59	\$12.85	\$24,100	\$26,720
Logging Equipment Operators	\$15.53	\$17.13	\$32,310	\$35,640
Construction and Extraction Occupations	\$18.68	\$19.68	\$38,840	\$40,940
First-Line Supervisors of Construction Trades and Extraction Workers	\$25.25	\$25.47	\$52,520	\$52,980
Carpenters	\$17.26	\$19.77	\$35,900	\$41,110
Cement Masons and Concrete Finishers	\$17.90	\$18.44	\$37,240	\$38,360
Construction Laborers	\$15.66	\$16.35	\$32,570	\$34,000
Paving, Surfacing, and Tamping Equipment Operators	\$21.48	\$22.11	\$44,680	\$45,980
Operating Engineers and Other Construction Equipment Operators	\$20.77	\$22.38	\$43,210	\$46,550
Electricians	\$22.74	\$23.93	\$47,300	\$49,780
Painters, Construction and Maintenance	\$16.45	\$15.75	\$34,220	\$32,770
Plumbers, Pipefitters, and Steamfitters	\$20.29	\$22.15	\$42,210	\$46,080
Roofers	\$16.63	\$16.40	\$34,600	\$34,120
Sheet Metal Workers	\$19.15	\$18.62	\$39,820	\$38,730
Construction and Building Inspectors	\$22.74	\$21.54	\$47,290	\$44,810
Highway Maintenance Workers	\$18.33	\$17.04	\$38,130	\$35,440
Installation, Maintenance, and Repair Occupations	\$18.61	\$19.41	\$38,710	\$40,380
First-Line Supervisors of Mechanics, Installers, and Repairers	\$27.00	\$27.35	\$56,160	\$56,890
Telecommunications Equipment Installers and Repairers, Except Line Installers	\$20.13	\$20.79	\$41,860	\$43,250
Electric Motor, Power Tool, and Related Repairers	\$15.60	\$17.75	\$32,440	\$36,920
Electrical and Electronics Repairers, Commercial and Industrial Equipment	\$23.15	\$23.65	\$48,160	\$49,190
Automotive Body and Related Repairers	\$18.11	\$18.16	\$37,670	\$37,760

Automotive Service Technicians and Mechanics	\$15.67	\$16.48	\$32,600	\$34,280
Bus and Truck Mechanics and Diesel Engine Specialists	\$18.90	\$18.48	\$39,310	\$38,450
Farm Equipment Mechanics and Service Technicians	\$17.00	\$17.19	\$35,350	\$35,760
Mobile Heavy Equipment Mechanics, Except Engines	\$20.54	\$20.67	\$42,730	\$43,000
Motorboat Mechanics and Service Technicians	\$17.13	\$17.16	\$35,640	\$35,690
Motorcycle Mechanics	\$13.76	\$14.23	\$28,620	\$29,600
Outdoor Power Equipment and Other Small Engine Mechanics	\$12.02	\$12.78	\$25,010	\$26,580
Tire Repairers and Changers	\$12.28	\$12.61	\$25,550	\$26,230
Heating, Air Conditioning, and Refrigeration Mechanics and Installers	\$20.15	\$20.05	\$41,920	\$41,700
Industrial Machinery Mechanics	\$23.59	\$23.89	\$49,060	\$49,690
Maintenance Workers, Machinery	\$20.53	\$20.94	\$42,690	\$43,550
Electrical Power-Line Installers and Repairers	\$31.92	\$30.09	\$66,400	\$62,590
Maintenance and Repair Workers, General	\$17.39	\$17.50	\$36,180	\$36,410
Coin, Vending, and Amusement Machine Servicers and Repairers	\$8.92	\$10.96	\$18,540	\$22,810
Helpers--Installation, Maintenance, and Repair Workers	\$11.23	\$11.84	\$23,360	\$24,630
Installation, Maintenance, and Repair Workers, All Other	\$19.34	\$18.23	\$40,230	\$37,920
Production Occupations	\$15.15	\$16.23	\$31,520	\$33,770
First-Line Supervisors of Production and Operating Workers	\$23.45	\$23.84	\$48,780	\$49,580
Coil Winders, Tapers, and Finishers	\$13.42	\$13.72	\$27,920	\$28,540
Electrical and Electronic Equipment Assemblers	\$12.01	\$13.48	\$24,980	\$28,030
Electromechanical Equipment Assemblers	\$20.70	\$20.30	\$43,060	\$42,210
Structural Metal Fabricators and Fitters	\$16.48	\$16.59	\$34,290	\$34,500
Team Assemblers	\$13.44	\$13.89	\$27,960	\$28,890
Assemblers and Fabricators, All Other	\$13.33	\$13.42	\$27,720	\$27,900
Bakers	\$10.25	\$10.42	\$21,320	\$21,680
Butchers and Meat Cutters	\$15.80	\$16.20	\$32,860	\$33,700
Slaughterers and Meat Packers	\$12.93	\$12.81	\$26,890	\$26,640
Food Batchmakers	\$12.88	\$13.12	\$26,790	\$27,300
Food Cooking Machine Operators and Tenders	\$10.48	\$11.97	\$21,790	\$24,890
Food Processing Workers, All Other	\$16.60	\$16.43	\$34,520	\$34,180
Computer-Controlled Machine Tool Operators, Metal and Plastic	\$14.88	\$14.98	\$30,950	\$31,150
Computer Numerically Controlled Machine Tool Programmers, Metal and Plastic	\$20.97	\$21.84	\$43,630	\$45,420
Extruding and Drawing Machine Setters, Operators, and Tenders, Metal and Plastic	\$12.89	\$13.51	\$26,820	\$28,100
Cutting, Punching, and Press Machine Setters, Operators, and Tenders, Metal and Plastic	\$13.65	\$14.33	\$28,390	\$29,810
Drilling and Boring Machine Tool Setters, Operators, and Tenders, Metal and Plastic	\$14.66	\$14.93	\$30,490	\$31,050
Grinding, Lapping, Polishing, and Buffing Machine Tool Setters, Operators, and Tenders, Metal and Plastic	\$14.11	\$15.91	\$29,340	\$33,100
Lathe and Turning Machine Tool Setters, Operators, and Tenders, Metal and Plastic	\$16.84	\$17.37	\$35,030	\$36,130
Machinists	\$17.52	\$18.16	\$36,440	\$37,760
Metal-Refining Furnace Operators and Tenders	\$20.90	\$21.11	\$43,480	\$43,910
Pourers and Casters, Metal	\$16.13	\$16.40	\$33,540	\$34,110
Foundry Mold and Coremakers	\$13.93	\$15.69	\$28,970	\$32,630
Molding, Coremaking, and Casting Machine Setters, Operators, and Tenders, Metal and Plastic	\$14.67	\$15.93	\$30,510	\$33,140
Multiple Machine Tool Setters, Operators, and Tenders, Metal and Plastic	\$17.15	\$18.02	\$35,670	\$37,480
Tool and Die Makers	\$21.39	\$21.24	\$44,500	\$44,170
Welders, Cutters, Solderers, and Brazers	\$16.97	\$17.98	\$35,290	\$37,390
Welding, Soldering, and Brazing Machine Setters, Operators, and Tenders	\$18.17	\$18.74	\$37,790	\$38,980
Heat Treating Equipment Setters, Operators, and Tenders, Metal and Plastic	\$17.38	\$17.59	\$36,140	\$36,590
Plating and Coating Machine Setters, Operators, and Tenders,				

Metal and Plastic	\$13.77	\$14.56	\$28,650	\$30,290
Prepress Technicians and Workers	\$13.40	\$13.25	\$27,880	\$27,560
Printing Press Operators	\$19.15	\$18.71	\$39,820	\$38,930
Print Binding and Finishing Workers	\$18.93	\$18.68	\$39,380	\$38,860
Laundry and Dry-Cleaning Workers	\$10.12	\$10.30	\$21,040	\$21,420
Sewing Machine Operators	\$10.87	\$10.91	\$22,620	\$22,700
Cabinetmakers and Bench Carpenters	\$14.79	\$14.39	\$30,760	\$29,930
Sawing Machine Setters, Operators, and Tenders, Wood	\$15.95	\$16.19	\$33,170	\$33,670
Woodworking Machine Setters, Operators, and Tenders, Except Sawing	\$10.94	\$11.18	\$22,750	\$23,250
Power Plant Operators	\$22.19	\$22.57	\$46,150	\$46,940
Water and Wastewater Treatment Plant and System Operators	\$20.41	\$21.35	\$42,460	\$44,400
Gas Plant Operators	\$39.77	\$38.54	\$82,730	\$80,150
Separating, Filtering, Clarifying, Precipitating, and Still Machine Setters, Operators, and Tenders	\$15.84	\$16.76	\$32,940	\$34,860
Crushing, Grinding, and Polishing Machine Setters, Operators, and Tenders	\$9.45	\$10.98	\$19,650	\$22,840
Grinding and Polishing Workers, Hand	\$17.54	\$18.06	\$36,490	\$37,560
Mixing and Blending Machine Setters, Operators, and Tenders	\$24.96	\$23.02	\$51,910	\$47,880
Cutting and Slicing Machine Setters, Operators, and Tenders	\$16.57	\$16.00	\$34,460	\$33,280
Extruding, Forming, Pressing, and Compacting Machine Setters, Operators, and Tenders	\$14.60	\$15.43	\$30,370	\$32,090
Furnace, Kiln, Oven, Drier, and Kettle Operators and Tenders	\$14.68	\$15.19	\$30,540	\$31,590
Inspectors, Testers, Sorters, Samplers, and Weighers	\$14.60	\$16.18	\$30,370	\$33,650
Packaging and Filling Machine Operators and Tenders	\$13.26	\$13.89	\$27,570	\$28,900
Coating, Painting, and Spraying Machine Setters, Operators, and Tenders	\$14.52	\$15.07	\$30,200	\$31,340
Painters, Transportation Equipment	\$16.44	\$15.83	\$34,190	\$32,920
Painting, Coating, and Decorating Workers	\$14.87	\$14.79	\$30,940	\$30,770
Photographic Process Workers and Processing Machine Operators	\$10.00	\$10.43	\$20,810	\$21,700
Adhesive Bonding Machine Operators and Tenders	\$14.52	\$15.91	\$30,190	\$33,100
Cleaning, Washing, and Metal Pickling Equipment Operators and Tenders	\$13.23	\$13.30	\$27,520	\$27,670
Helpers--Production Workers	\$13.54	\$14.52	\$28,160	\$30,200
Production Workers, All Other	\$11.42	\$12.12	\$23,750	\$25,220
Transportation and Material Moving Occupations	\$13.11	\$14.46	\$27,260	\$30,070
First-Line Supervisors of Helpers, Laborers, and Material Movers, Hand	\$19.62	\$19.39	\$40,810	\$40,330
First-Line Supervisors of Transportation and Material-Moving Machine and Vehicle Operators	\$26.02	\$25.48	\$54,130	\$53,000
Bus Drivers, School or Special Client	\$14.85	\$16.32	\$30,890	\$33,950
Driver/Sales Workers	\$10.13	\$10.95	\$21,070	\$22,780
Heavy and Tractor-Trailer Truck Drivers	\$17.06	\$18.64	\$35,480	\$38,770
Light Truck or Delivery Services Drivers	\$12.86	\$13.56	\$26,740	\$28,200
Taxi Drivers and Chauffeurs	\$9.72	\$9.99	\$20,220	\$20,780
Automotive and Watercraft Service Attendants	\$9.20	\$10.61	\$19,140	\$22,060
Excavating and Loading Machine and Dragline Operators	\$18.31	\$18.16	\$38,090	\$37,770
Industrial Truck and Tractor Operators	\$15.26	\$15.48	\$31,740	\$32,200
Cleaners of Vehicles and Equipment	\$10.62	\$11.14	\$22,090	\$23,160
Laborers and Freight, Stock, and Material Movers, Hand	\$10.47	\$11.34	\$21,770	\$23,590
Machine Feeders and Offbearers	\$13.09	\$12.68	\$27,220	\$26,370
Packers and Packagers, Hand	\$10.24	\$10.57	\$21,300	\$21,980
Refuse and Recyclable Material Collectors	\$15.93	\$15.63	\$33,140	\$32,520
Material Moving Workers, All Other	\$11.11	\$13.49	\$23,110	\$28,050

Source: Bureau of Labor Statistics on May, 2013